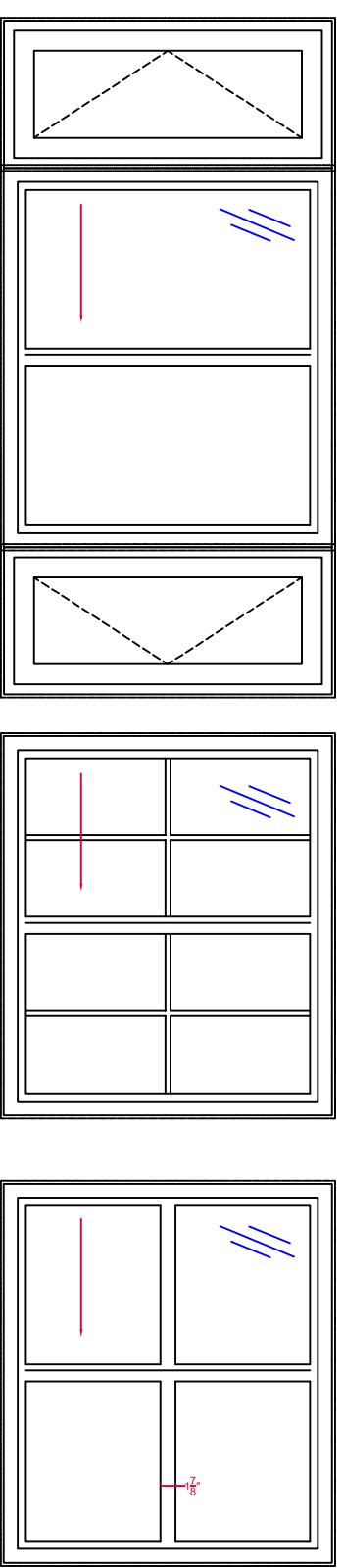


Typical Exterior Elevation  
**Fyre-Tec Series 900 Sliding Window**  
 45- or 60-Minute UL Rated

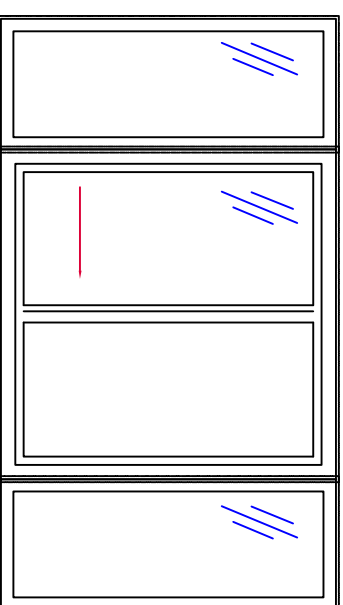
See Fire-Rated Glazing Section  
 for various options and  
 configurations for U.L. labeled  
 glazing.



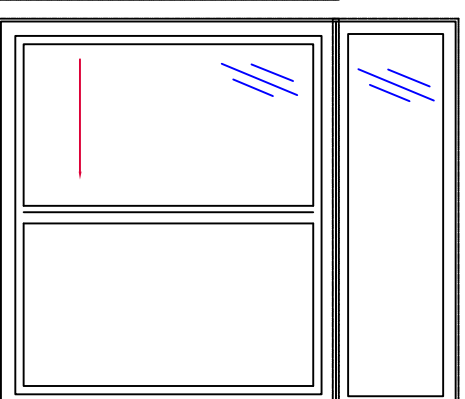
Mullions with Zero Vertical Mullions with Casements

Internal 5/8" Grids  
 In IGU

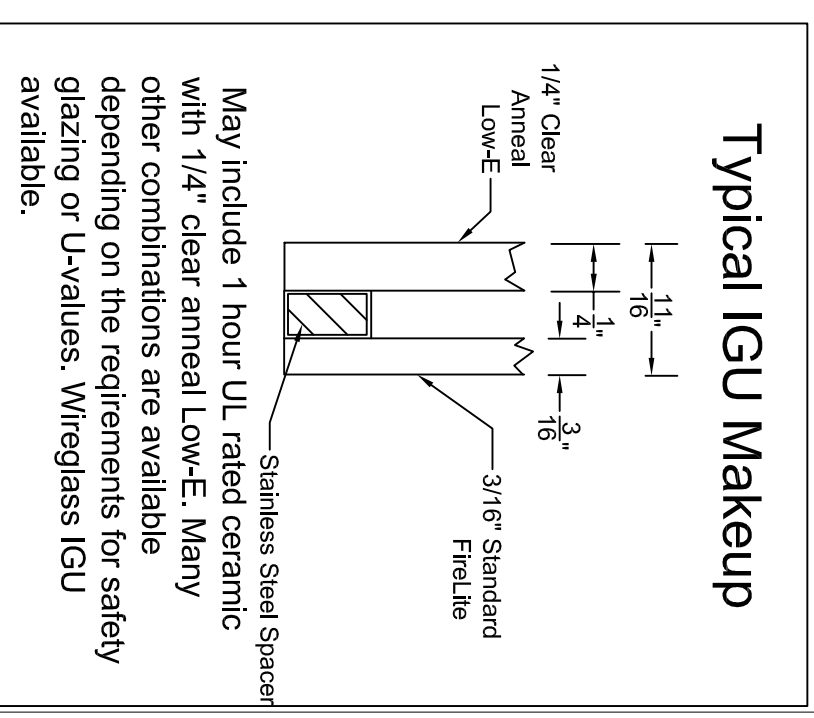
True Muntins



Mullions with Zero Vertical Mullions  
 and Series 950 Fixed Lites



Mullions with Series  
 950 Transom



**900 Horizontal Slider**

DWN BY  
 JDD

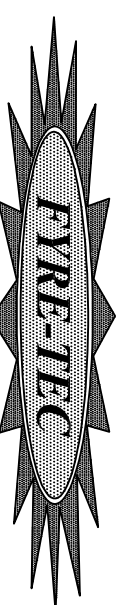
CK'D BY

TOLERANCE:

1. FRACTIONS ±1/16
  2. DECIMALS ±.0025
  3. ANGLES ± 1/2 DEGREE
- EXCEPT AS NOTED

DATE  
 11-30-2015

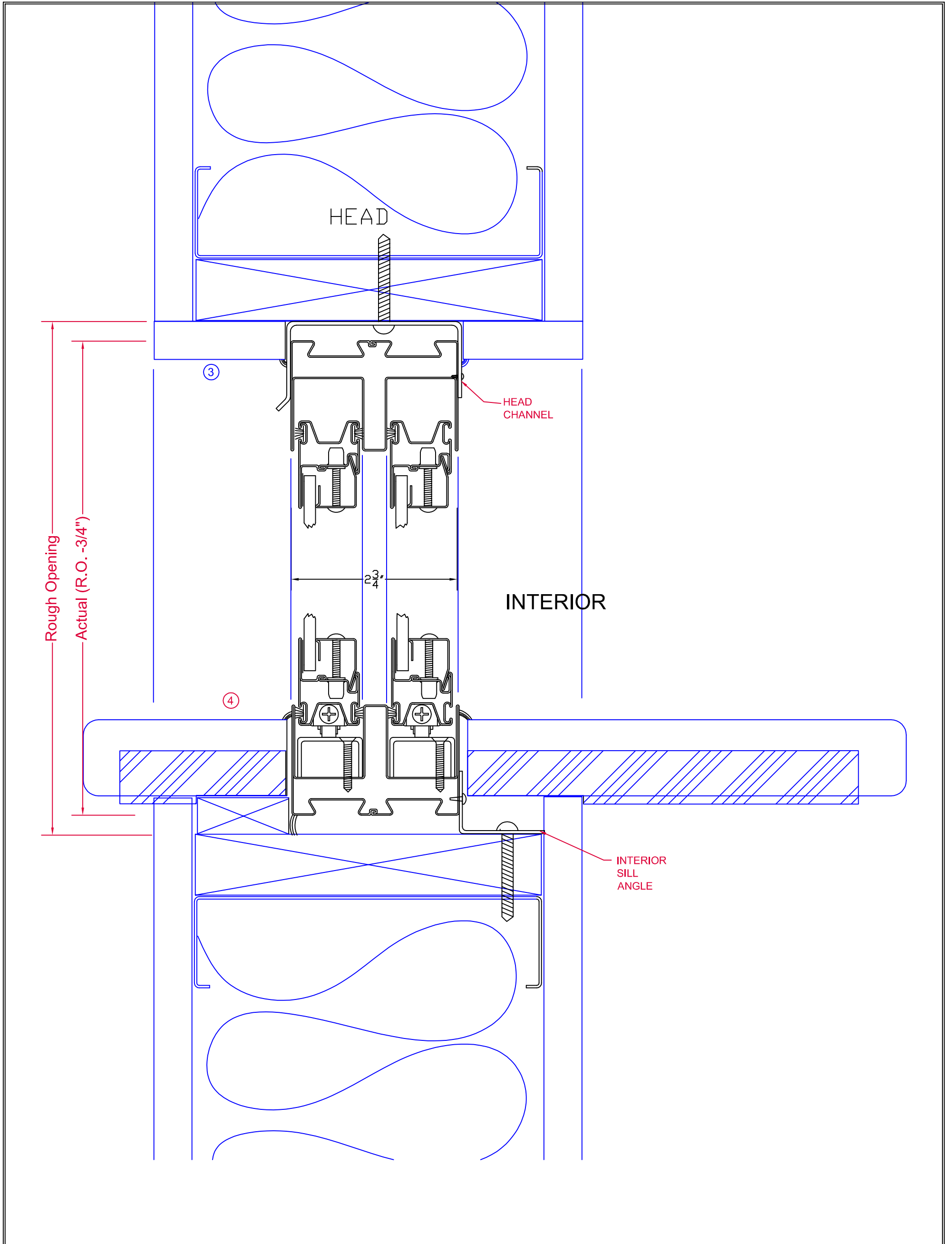
SCALE  
 1:8



P.O. Box 278, 701 Centennial Road  
 Wayne, NE 68787

PAGE 1/3

DWG No. MODEL 900



# HEAD/SILL-SUBFRAME

DWN BY  
JDD  
CK'D BY

DATE  
11-30-2015

SCALE  
1:1.5



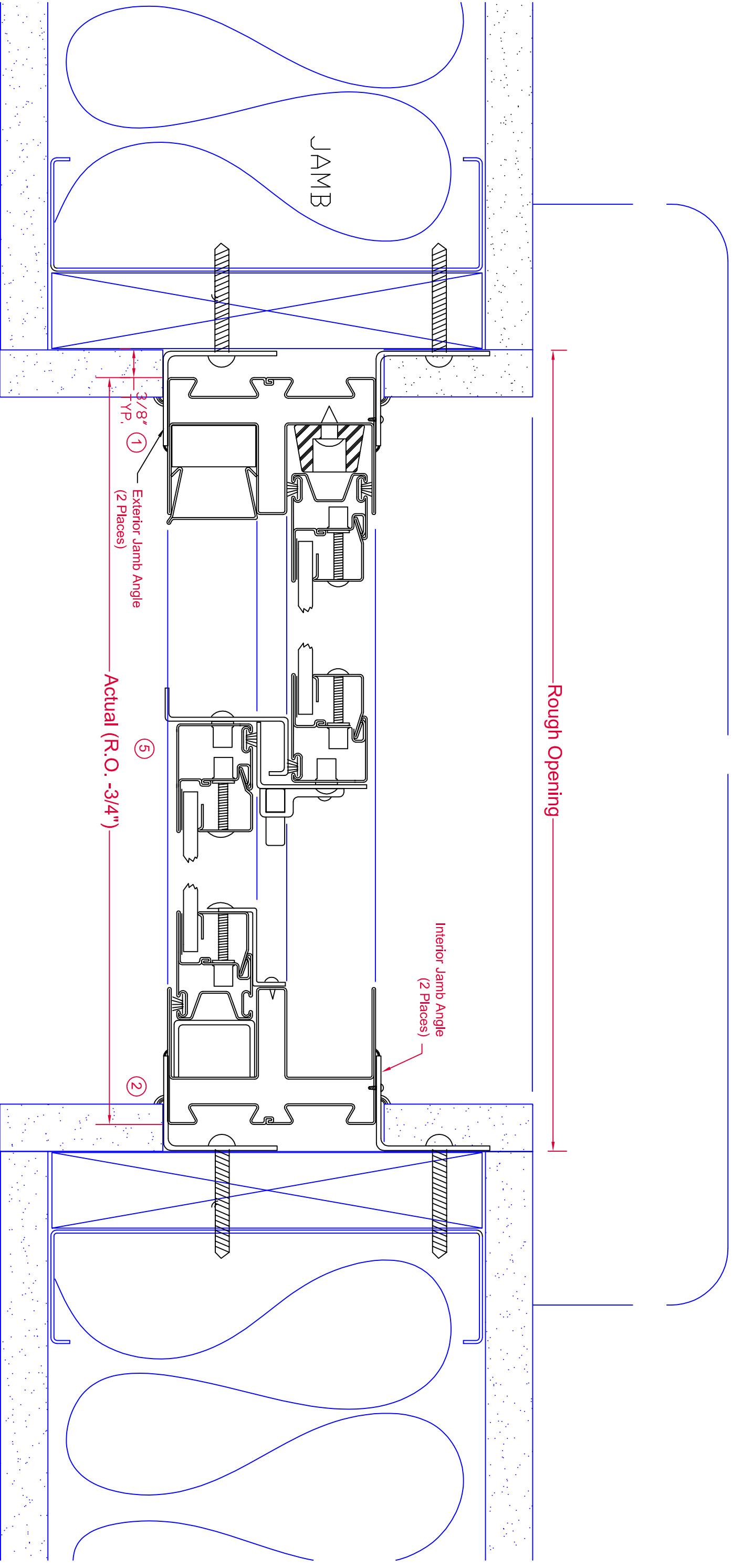
P.O. Box 278, 701 Centennial Road  
Wayne, NE 68787

PAGE  
2/3

DWG No. MODEL 900

TOLERANCE:  
1. FRACTIONS ±1/16  
2. DECIMALS ±.0625  
3. ANGLES ± 1/2 DEGREE  
EXCEPT AS NOTED

MAT'L



Rough Opening

Interior Jamb Angle  
(2 Places)

Exterior Jamb Angle  
(2 Places)

Actual (R.O. -3/4")

3/8" Y.P. (1)

(5)

(2)

# JAMB - SUBFRAME INSTALLATION KIT

DWN BY

JDD

TOLERANCE:

- 1. FRACTIONS ±1/16
  - 2. DECIMALS ±.0025
  - 3. ANGLES ± 1/2 DEGREE
- EXCEPT AS NOTED

CK'D BY

DATE

11-30-2015

SCALE

1:1.5



P.O. Box 278, 701 Centennial Road  
Wayne, NE 68787

PAGE

3/3

DWG No.

MODEL 900